Front view

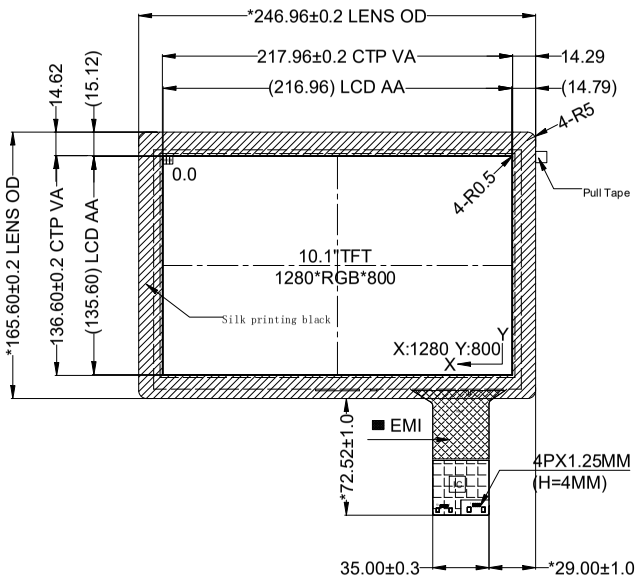

Side view

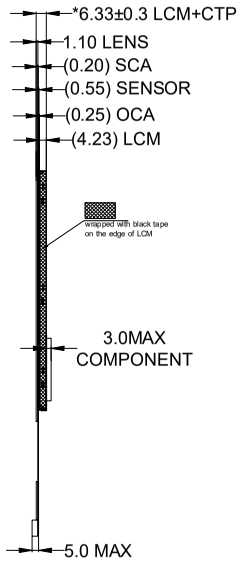

Rear View

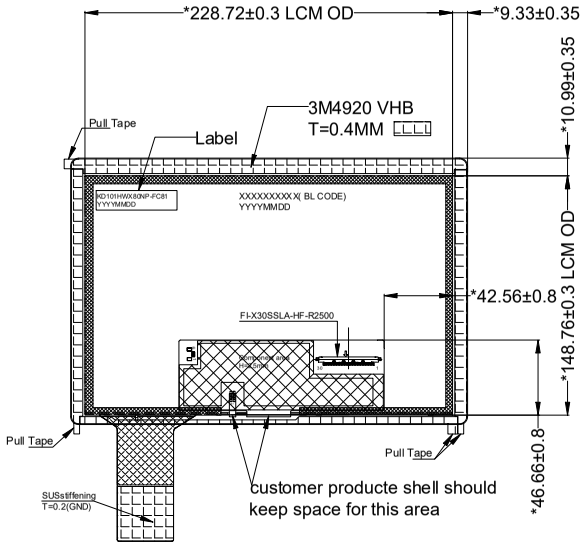

PIN	SYMBOL
1	5V
2	5V
3	5V
4	GND
5	GND
6	GND
7	EN
8	PWM
9	GND
10	LVDS_D0N
11	LVDS_D0P
12	GND
13	LVDS_D1N
14	LVDS_D1P
15	GND
16	LVDS_D2N
17	LVDS_D2P
18	GND
19	LVDS_CLKN
20	LVDS_CLKP
21	GND
22	LVDS_D3N
23	LVDS_D3P
24	GND
25	GND
26	NC
27	NC
28	NC
29	NC
30	GND

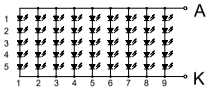

CIRCUIT DIAGRAM
VF =13.5~17V; IF=140mA(5S9P)

CTP PIN

PIN	SYMBOL
1	USB-VDD5V
2	USB D-
3	USB D+
4	USB-GND

CTP NOTES:
1.G+G:Cover Glass：1.1MM，SCA:0.2MM，SENSOR:0.55MM, Total：1.85±0.15MM；
2.Working condition: DC5V，Interface: USB
3 .IC:ILI2511(COF) .Support touch: 10points; Resolution: Automatic Recognition
4.Surface hardness:≥6H;
5.Luminousness:≥85%;
8.All RoHS certificated;

LCM NOTES:
1. DISPLAY TYPE: 10.1 INCH TFT /Normally Black
2. BACKLIGHT: 5V，530MA
3. OPERATING TEMP: -20°C~+70°C
4. STORAGE TEMP: -30°C~+80°C
5. LCD IC：EK79202B
6.Luminance: 350cd/m2(TYP) 280cd/m2(MIN)
7.LED Life Time :50000 Hours
8. "( )"reference dimension."*"critical dimension
9. RoHS Compliant

REV.	DATE	MODIFICATION
1.0	2024-2-22	First issue

INTERFACE	LVDS Interface
	FPC Connector FI-X30SSLA-HF-R2500
VIEWING DIRECTION	ALL
Gray DIRECTION	ALL

KADI DISPLAY

Material code:		PART NO. KD101HWX80NP-FC81 V1.0	
DWN ZJ 2024-2-22		REV. V1.0	SHEET OF 1/1
CHKD Li Huang 2024-2-22		TOLERANCE UNLESS SPECIFIED ±0.2	
PROJECTION 3rd ANGLE		UNIT mm	SCALE 1:1